

# Axial Lead and Cartridge Fuses

Designed to METI Standard

## 5 x 20 mm Medium-Acting Fuse 232 Series



- Designed to Japanese Standard JIS C6575.
- Available in Cartridge, Axial and Radial Lead Format.
- Available in ratings of 1A to 10A.
- Improved I<sup>2</sup>t

### ELECTRICAL CHARACTERISTICS:

% of Ampere Rating	Opening Time
130%	1 hour, <b>Minimum</b>
160%	1 hour, <b>Maximum</b>
200%	2 minutes, <b>Maximum</b>


### INTERRUPTING RATING:

1A-5A 10,000A @ 125VAC, 0.7-0.8 power factor  
 6.3A-10A 300A @ 125VAC, 0.7-0.8 power factor  
 100 amperes @ 250 VAC, 0.7-0.8 power factor

### ORDERING INFORMATION:

Catalog Number	Ampere Rating	Voltage Rating*	Nominal Resistance Cold Ohms	Nominal Melting I <sup>2</sup> t A <sup>2</sup> Sec
0232 001.	1	125/250	0.092	1.373
0232 1.25	1.25	125/250	0.069	4.114
0232 01.6	1.6	125/250	0.054	6.957
0232 002.	2	125/250	0.037	8.253
0232 02.5	2.5	125/250	0.029	13.876
0232 003.	3	125/250	0.023	17.187
0232 3.15	3.15	125/250	0.022	21.958
0232 004.	4	125/250	0.017	37.733
0232 005.	5	125/250	0.013	56.721
0232 06.3	6.3	125/250	0.010	90.413
0232 008.	8	125/250	0.0076	182.578
0232 010.	10	125/250	0.006	290.664

\*To order 125V rating, add part number suffix X125



### ENVIRONMENTAL SPECIFICATIONS:

**Operating temperature:** -55°C to 125°C

**Thermal Shock:** MIL-STD-202F Method 107G, Test Condition B: (5 cycles -65°C to +125°C)

**Vibration:** MIL-STD-202F Method 201A

**Humidity:** MIL-STD-202F Method 103B, Test Condition A. high relative humidity (95%) and elevated temperature (40°C) for 240 hours.

**Salt Spray:** MIL-STD-202F Method 101D, Test Condition B

### PHYSICAL SPECIFICATIONS:

**Material:** Body: Glass  
 Cap: Nickel Plated Brass  
 Leads: Tin Plated Copper

**Terminal Strength:** MIL-STD-202F Method 211A, Test Condition A

**Solderability:** Reference IEC 60127 Second Edition 2003-01 Annex A

**Product Marking:** Cap 1: current and voltage rating.  
 Cap 2: Agency approval markings.

**Packaging:** Available in Bulk (V=5, H=100, M=1000 pcs/pkg) or on Tape/Reel (MRET1=1000 pcs/reel).

# Axial Lead and Cartridge Fuses

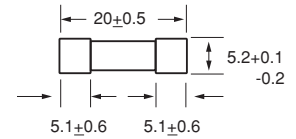
RoHS **5 x 20 mm** Medium-Acting Fuse 232 Series



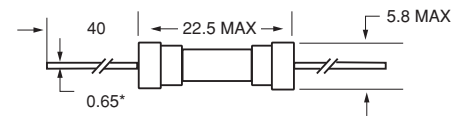
## Agency Approvals

Agency Approvals		Ampere Range	
	Certificate No. <b>Cartridge</b>		
	NBK010702-E10480 A	1A – 5A	125V 10,000A
	NBK290502-E10480 C	6.3A – 10A	125V 300A
	<b>Leaded</b>		
	NBK010702-E10480 B	1A – 5A	125V 10,000A
	NBK290502-E10480 E	6.3A – 10A	125V 300A
	Certificate No. <b>Cartridge</b>		
	NBK260202-E10480 B	1A – 5A	125V 10,000A
	NBK290502-E10480 D	6.3A – 10A	125V 300A
	<b>Leaded</b>		
	NBK290502-E10480 B	1A – 5A	125V 10,000A
	NBK290502-E10480 F	6.3A – 10A	125V 300A
	Certificate No. SU05001-2001	1A – 10A (125V)	
	SU05001-2015	1A – 10A (250V)	
		1A – 10A	

**0232 000**



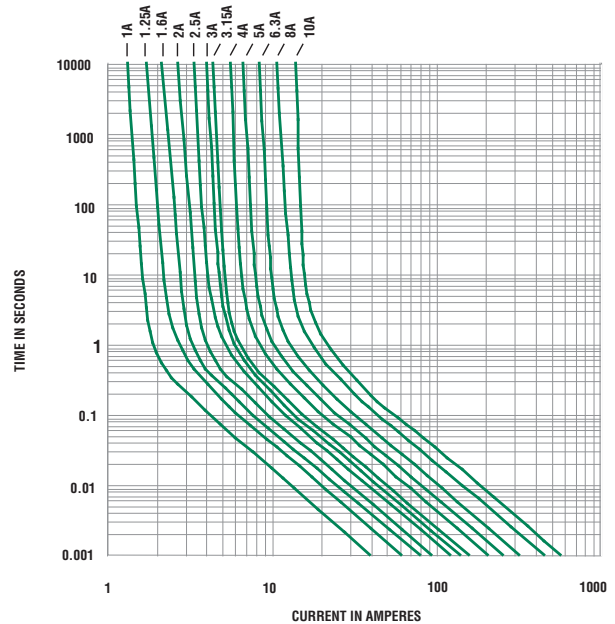
**0232 000 XE**



All dimensions in mm

Notes:  
\* Ratings above 6.3A have 0.8 mm dia lead

## Average Time Current Curves



**11**  
AXIAL LEAD AND  
CARTRIDGE FUSES

# Axial Lead and Cartridge Fuses

Designed to METI Standard

**RoHS** **Pb** **5 x 20 mm** Medium-Acting Fuse 232P Series



- Designed to Japanese Standard JIS C6575.
- Available in Cartridge, Axial and Radial Lead Format.
- Available in ratings of 1A to 10A.
- RoHS compliant and Lead-Free
- Improved I<sup>2</sup> t

### ELECTRICAL CHARACTERISTICS:

% of Ampere Rating	Opening Time
130%	1 hour, <b>Minimum</b>
160%	1 hour, <b>Maximum</b>
200%	2 minutes, <b>Maximum</b>


### INTERRUPTING RATING:

1A-5A 10,000A @ 125VAC, 0.7-0.8 power factor  
 6.3A-10A 300A @ 125VAC, 0.7-0.8 power factor  
 100 amperes at 250 VAC, 0.7-0.8 power factor

### ORDERING INFORMATION:

Catalog Number	Ampere Rating	Voltage Rating*	Nominal Resistance Cold Ohms	Nominal Melting I <sup>2</sup> t A <sup>2</sup> Sec
0232 001.P	1	125/250	0.092	1.373
0232 1.25P	1.25	125/250	0.069	4.114
0232 01.6P	1.6	125/250	0.054	6.957
0232 002.P	2	125/250	0.037	8.253
0232 02.5P	2.5	125/250	0.029	13.876
0232 003.P	3	125/250	0.023	17.187
0232 3.15P	3.15	125/250	0.022	21.958
0232 004.P	4	125/250	0.017	37.733
0232 005.P	5	125/250	0.013	56.721
0232 06.3P	6.3	125/250	0.010	90.413
0232 008.P	8	125/250	0.0076	182.578
0232 010.P	10	125/250	0.006	290.664

\*To order 125V rating, add part number suffix X125



### ENVIRONMENTAL SPECIFICATIONS:

**Operating temperature:** -55°C to 125°C

**Thermal Shock:** MIL-STD-202F Method 107G, Test Condition B: (5 cycles -65°C to +125°C)

**Vibration:** MIL-STD-202F Method 201A

**Humidity:** MIL-STD-202F Method 103B, Test Condition A. high relative humidity (95%) and elevated temperature (40°C) for 240 hours.

**Salt Spray:** MIL-STD-202F Method 101D, Test Condition B

### PHYSICAL SPECIFICATIONS:

**Material:** Body: Glass  
 Cap: Nickel Plated Brass  
 Leads: Tin Plated Copper

**Terminal Strength:** MIL-STD-202F Method 211A, Test Condition A

**Solderability:** Reference IEC 60127 Second Edition 2003-01 Annex A

**Product Marking:** Cap 1: current and voltage rating.  
 Cap 2: Agency approval markings.

**Packaging:** Available in Bulk (V=5, H=100, M=1000 pcs/pkg) or on Tape/Reel (MRET1=1000 pcs/reel).

# Axial Lead and Cartridge Fuses

Designed to METI Standard

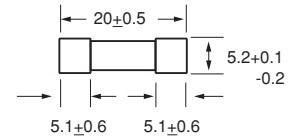
RoHS 5 x 20 mm Medium-Acting Fuse 232P Series



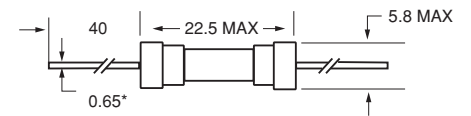
## Agency Approvals

Agency Approvals		Ampere Range	
	Certificate No. <b>Cartridge</b>		
	NBK010702-E10480 A	1A – 5A	125V 10,000A
	NBK290502-E10480 C	6.3A – 10A	125V 300A
	<b>Leaded</b>		
	NBK010702-E10480 B	1A – 5A	125V 10,000A
	NBK290502-E10480 E	6.3A – 10A	125V 300A
	Certificate No. <b>Cartridge</b>		
	NBK260202-E10480 B	1A – 5A	250V 10,000A
	NBK290502-E10480 D	6.3A – 10A	250V 300A
	<b>Leaded</b>		
	NBK290502-E10480 B	1A – 5A	250V 10,000A
	NBK290502-E10480 F	6.3A – 10A	250V 300A
	Certificate No. SU05001-2001	1A – 10A (125V)	
	SU05001-2015	1A – 10A (250V)	
		1A – 10A	

0232 000P



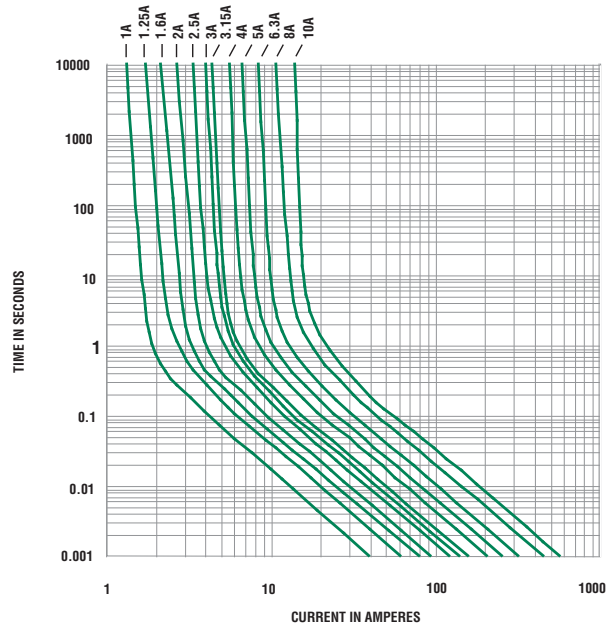
0232 000 XEP



All dimensions in mm

Notes:  
\* Ratings above 6.3A have 0.8 mm dia lead

## Average Time Current Curves



11  
AXIAL LEAD AND  
CARTRIDGE FUSES